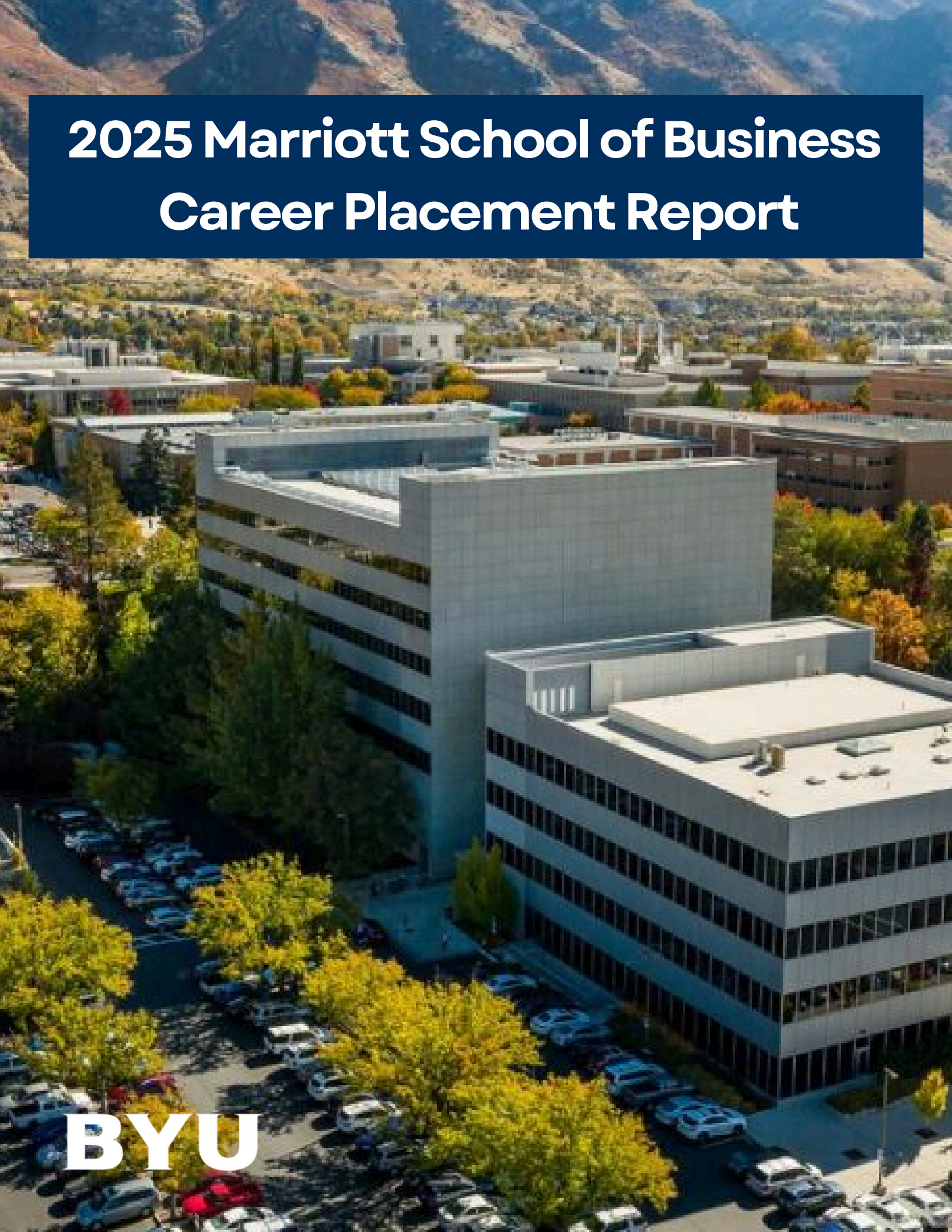


2025 Marriott School of Business Career Placement Report



BYU



94.1%

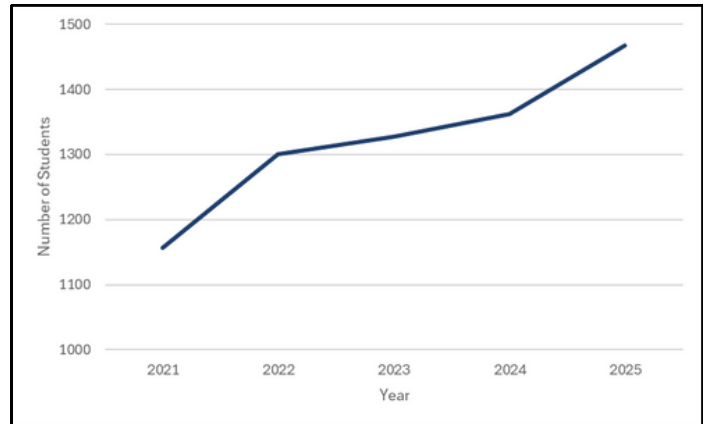
Placement

Out of 1468 graduates from the Marriott
School of Business for 2025

2025 Marriott School of Business Placement

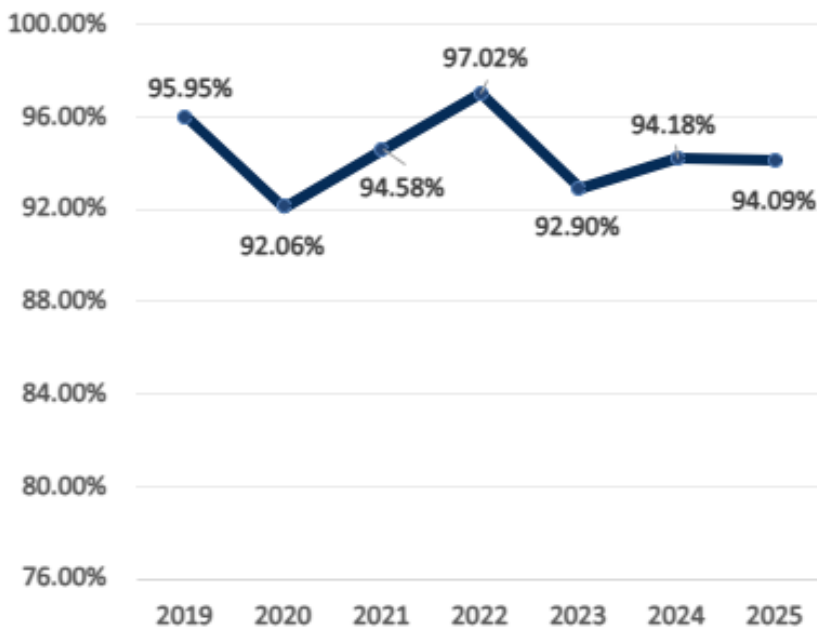
Over the past four years, the Marriott School of Business has experienced a 26.9% increase in the student population, presenting significant challenges in ensuring that every student receives the guidance and support necessary for career success. In response to this growth, the Business Career Center has expanded its employer relations teams and enhanced both direct and indirect engagement between Career Directors and students. With these adaptations, the college has consistently achieved strong outcomes, maintaining an overall placement rate exceeding 90% for the past seven years.

Student Body Growth



The Business Career Center evaluates information reported by students regarding their first job after graduation. By analyzing trends to make changes and reinforce areas of excellence, we can better prepare students for the workforce, connect them with more companies, and widen the presence of BYU across the nation.

MSB 7-Year Placement

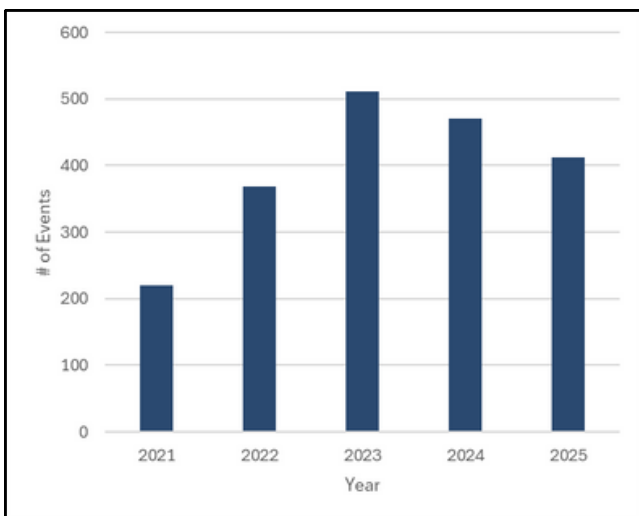


Recruiting Information

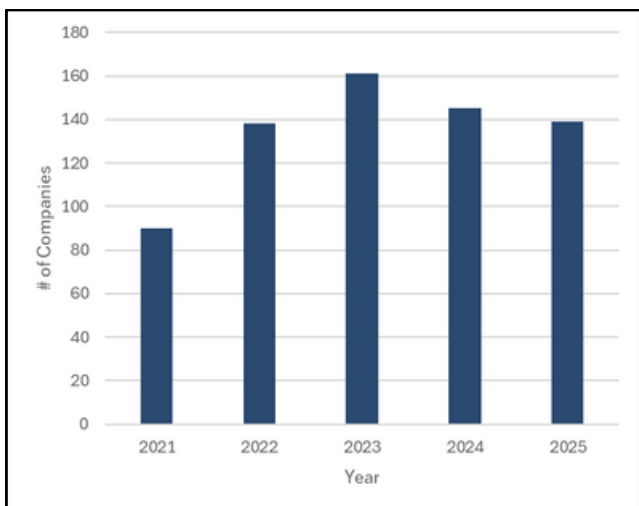
Total 2025 Handshake Operations

425 **139**
Events **Companies**

5-Year Handshake Event Summary



Companies Hosting an Event



Our Career Directors have the most direct interaction with individual students. They meet with both students and recruiters, creating the connections that graduates need to find jobs. We are working to invite more companies to campus and improve the percentage of students who have met with their Career Director.

Career Director Meetings

2025

% of Students that met with Career Director	Total Student meetings with Career Directors
29.22%	918

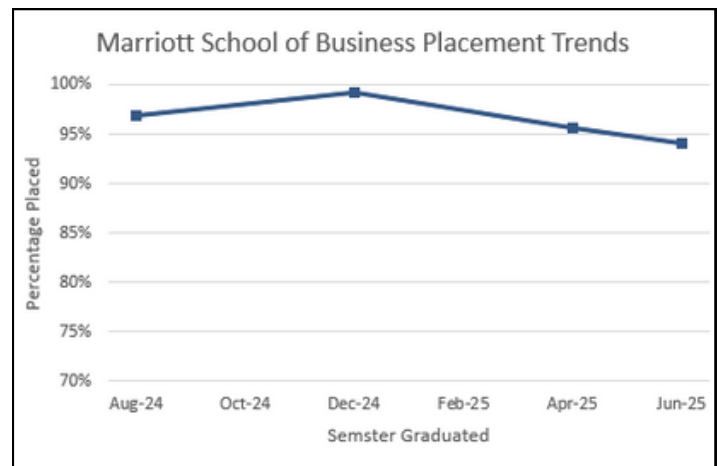
This is being done by streamlining the scheduling process for students, and career directors implementing a new standard of meeting with 70% of their students each year. In 2025 less than 1/3 of all the students in the MSB were reported to have met with their career directors. We have seen that career directors have a big impact on graduates getting internships and jobs, so if the students are not meeting with them they are not getting those benefits.

Company Network

Company	Student Applications	Jobs Posted	# of Placements
The Church of Jesus Christ	1375	124	87
Pattern	1281	30	21
Amazon	563	66	16
Deloitte	559	51	94
Anglepoint	460	14	18
Lucid Software	446	11	4
KPMG LLP	409	15	85
Morgan Stanley	404	83	6

Through sustained employer engagement initiatives, targeted outreach, and the cultivation of strategic partnerships, the center has continued to expand its professional network and enhance employment opportunities for students. These efforts have contributed to placements across more than 86 distinct roles and industries. Although fewer companies hosted on-campus events this year compared to 2024, the center's broadened connections and continued relationship-building resulted in 632 companies hiring graduates across 38 states. This was a big improvement from last year, where we only had 576 distinct companies hiring graduates.

The Business Career Center focuses on helping students achieve post graduate career placement year-round. Our highest percentage of placement was the Fall semester, likely due to the lower number of graduates, meaning career directors can have a greater influence on individuals, and the reinforced resumes that many students have if they take longer than the standard 8 semesters to graduate.



Post-Graduate Salary

Program	Average Salary		% Change
	2024	2025	
BSAcc	\$78,202.78	\$72,314.09	↓ -7.53%
BSEDM	\$55,573.28	\$55,658.48	↑ 0.15%
BSEnt	\$64,666.67	\$67,125.00	↑ 3.80%
BSFin	\$78,991.44	\$83,057.66	↑ 5.14%
BSGSCM	\$70,000.21	\$69,276.81	↓ -1.03%
BSHRM	\$62,807.86	\$66,505.00	↑ 5.88%
BSIS	\$75,265.79	\$74,184.42	↓ -1.43%
BSMgt	\$60,615.38	\$64,149.23	↑ 5.82%
BSMktg	\$67,244.48	\$64,956.95	↓ -3.40%
BSStrat	\$80,893.48	\$85,002.31	↑ 5.07%
MAcc	\$80,385.90	\$82,225.53	↑ 2.28%
MBA	\$121,932.24	\$120,938.20	↓ -0.81%
MISM	\$87,680.03	\$91,678.17	↑ 4.55%
MPA	\$66,828.36	\$64,017.23	↓ -4.20%

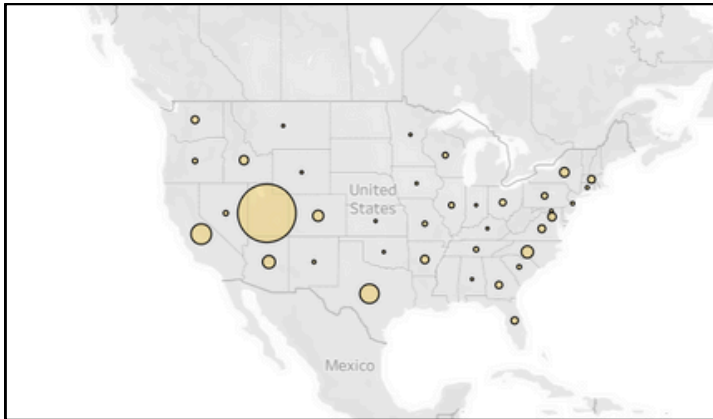
The BYU Marriott School of Business strives for excellence in all aspects, including pushing graduates to achieve competitive positions directly out of their programs. From 2024 to 2025 we see both positive and negative changes across the programs in terms of average starting salary. Overall in the past two years all programs have achieved higher starting salaries when compared to the national average, according to studies done by ZipRecruiter and Payscale.

The proportion of students not pursuing full-time employment after graduation increased from 15.9% to 18.7%. This growth is largely attributed to graduates choosing to pursue further education or launch entrepreneurial ventures. As a result, the reduced sample size of job-seeking graduates has influenced average salary figures across programs, with the data becoming more susceptible to fluctuation from high or low outliers.

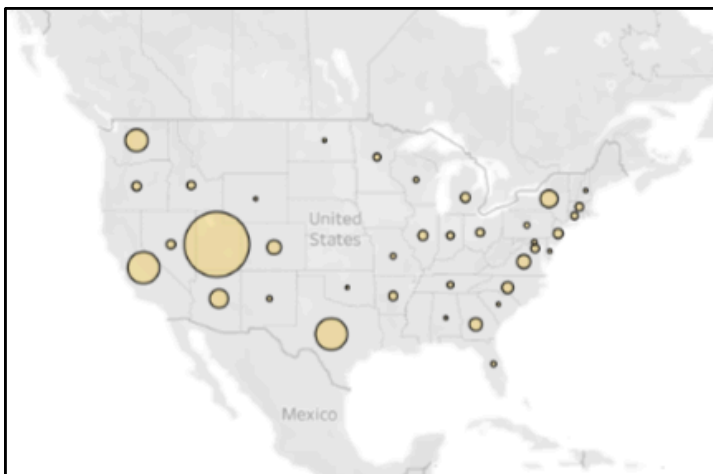


Placement Location

2025



2020



Full-Time Placements for graduates spread across 38 states in 2025, with the majority of students accepting offers in the state of Utah (55.8% of graduates). This is a trend we have been seeing over the past few years, more and more students are accepting offers only in the state of Utah. In just one year, from 2024 to 2025, the percent of graduates accepting an offer in the state of Utah increased 4.3%. We have found that students do not want to leave the state of Utah after graduation, this signals to companies not based in Utah that graduates from BYU will not accept their offers.

In an effort to improve and maintain strong relations with companies based outside of Utah, our career directors are working with the students to understand the reasoning behind this desire to remain in this state. The career directors are also actively recommending that students consider out of state jobs.




Table of Contents

<u>Title Page - Executive Summary</u> -----	1
<u>Table of Contents</u> -----	9
Program Reports	
BSAcc Placement Data -----	8
BSEDM Placement Data -----	11
BSEnt Placement Data -----	14
BSFin Placement Data -----	17
BSGSCM Placement Data -----	20
BSHRM Placement Data -----	23
BSIS Placement Data -----	26
BSMgt Placement Data -----	29
BSMkgt Placement Data -----	32
BSStrat Placement Data -----	35
MAcc Placement Data -----	37
MBA Placement Data -----	39
MISM Placement Data -----	41
<u>MPA Placement Data</u> -----	43
Recommendations	
Conclusion -----	46

BACHELOR OF SCIENCE IN ACCOUNTING

100% placement rate

38% non-seeking

\$74K average salary

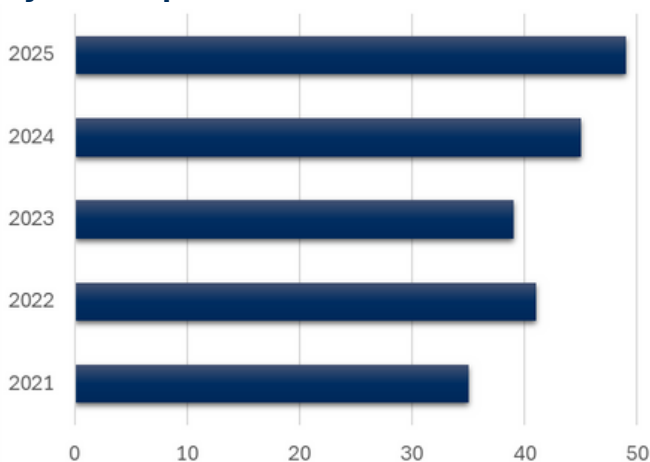


Top Employers

Organization Name	Total Offers	% of Total Offers From Organization	Average Salary
Deloitte & Touche LLP	6	9.09%	\$79,250.00
KPMG LLP	4	6.06%	\$79,750.00
EY, LLP	4	6.06%	\$84,500.00
The Church of Jesus Chris..	3	4.55%	\$65,269.33
Tanner LLC	2	3.03%	*
Morgan Stanley Smith Ba..	2	3.03%	
Green Curtis Daley CPAs	2	3.03%	

* BYU Policy prohibits showing salary data for a 2 or less students

Distinct Companies Hiring 5 year Comparison



With 100% placement, the accounting major has exceeded by increasing the number of distinct companies that hired these students. Deloitte & Touche LLP is the top employer for this major and offered a salary above the 74k average.

BACHELORS OF SCIENCE IN EXPERIENCE DESIGN & MANAGEMENT

91% placement rate

26% non-seeking

\$57K average salary

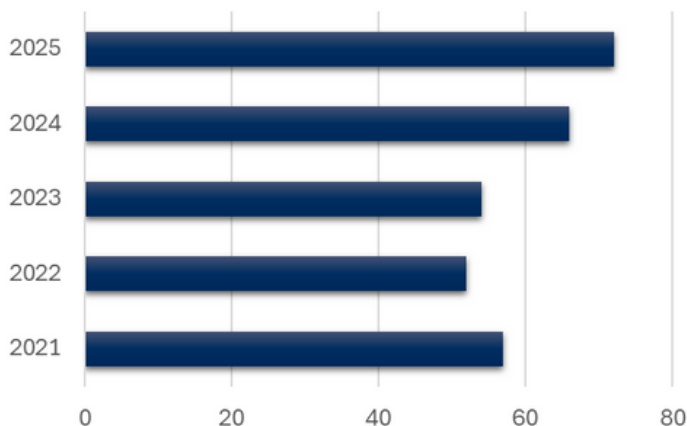


Top Employers

Organization Name	Total Offers	% of Total Offers From Organization	Average Salary
The Church of Jesus Chris..	10	11.11%	\$44,894.11
Marriott International, Inc.	4	4.44%	\$53,733.33
Pressed Floral	3	3.33%	\$47,666.67
Brigham Young University	3	3.33%	\$66,000.00
Awardco	3	3.33%	\$52,333.33
Utah Jazz	2	2.22%	*
United Way	2	2.22%	
The Walt Disney Company	2	2.22%	

* Not allowed to show salary data for a group of 2 or less students

Distinct Companies Hiring 5 year Comparison



With a 91% placement rate and 10 offers coming from The Church of Jesus Christ, the BSEDM program benefited from this partnership. They also increased the distinct # of companies that were hiring, extending their network.

BACHELORS OF SCIENCE IN ENTREPRENEURIAL MANAGEMENT

95% placement rate

46% non-seeking

\$70K average salary

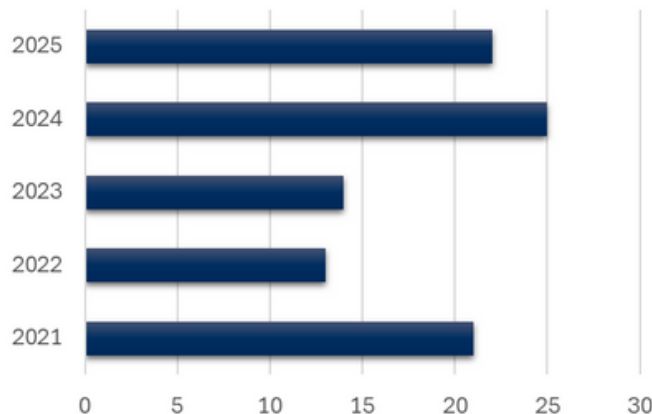


Top Employers

Organization Name	Total Offers	% of Total Offers From Organization
Brigham Young University	2	8.70%
Young Living Essential Oils	1	4.35%
The Insurance Store	1	4.35%
Smarty	1	4.35%
Seamless.AI	1	4.35%
Redstone Residential	1	4.35%
R & R Environmental	1	4.35%

* Not allowed to show salary data for a group of 2 or less students

Distinct Companies Hiring 5 year Comparison



46% of the BSEnt graduates weren't seeking employment, likely because they were pursuing entrepreneurial ventures - true to the spirit of the program. Among those looking for a job, 95% of them successfully placed.

BACHELOR OF SCIENCE IN FINANCE

98%

placement rate

16%

non-seeking

\$82K

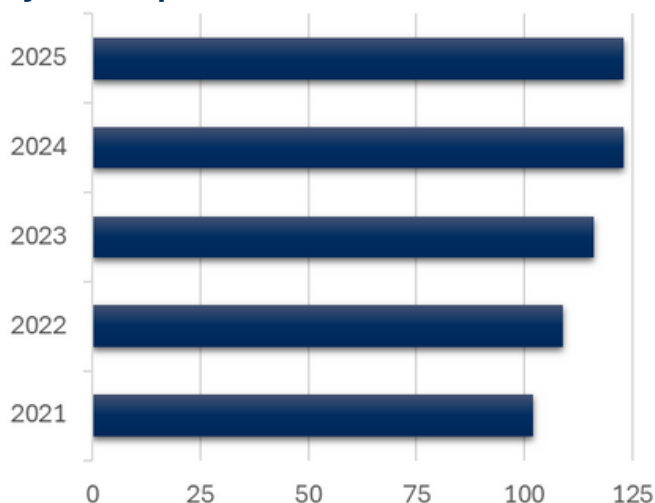
average salary



Top Employers

Organization Name	Total Offers	% of Total Offers From Organization	Average Salary
Goldman Sachs Group, Inc.	8	4.97%	\$73,000.00
Bank of America	5	3.11%	\$72,250.00
Fidelity Investments	4	2.48%	\$53,750.00
Wells Fargo	3	1.86%	\$88,333.33
Piper Sandler	3	1.86%	\$110,000.00
Morgan Stanley Smith Ba..	3	1.86%	\$50,000.00
Houlihan Lokey, Inc.	3	1.86%	\$98,333.33
Bellwether Asset Manage..	3	1.86%	\$81,666.67

Distinct Companies Hiring 5 year Comparison



With nearly 100% placement, the BSFin program has one of the highest employment rates in the college. Around 125 companies have hired its graduates, the largest network in the school. Goldman Sachs Group led with eight offers.

Bachelor's of Science in Global Supply Chain Management

93% placement rate

13% non-seeking

\$68K average salary

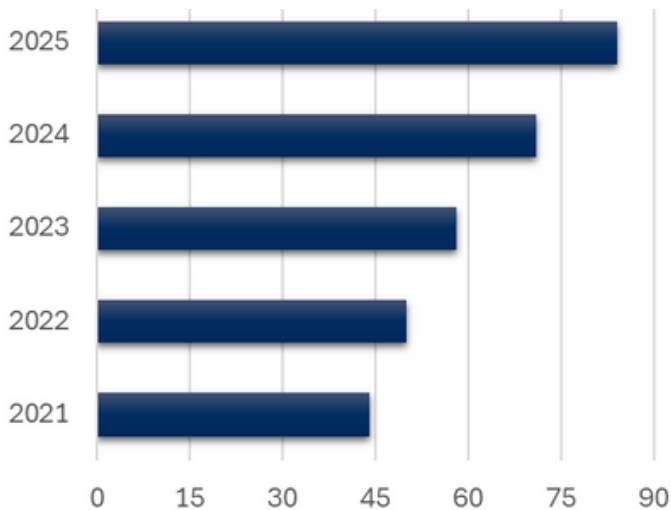


Top Employers

Organization Name	Total Offers	% of Total Offers From Organization	Average Salary
Sunrise Technologies	5	4.55%	\$80,500.00
Goldman Sachs Group, Inc.	5	4.55%	\$61,600.00
The Boeing Company	4	3.64%	\$68,000.00
PepsiCo Inc.	4	3.64%	\$76,125.00
Trove Brands	3	2.73%	\$56,973.33
O.C. Tanner Company	3	2.73%	\$58,133.33
Walmart Inc.	2	1.82%	*
United Airlines	2	1.82%	

* Not allowed to show salary data for a group of 2 or less students

Distinct Companies Hiring 5 year Comparison



Over the past five years, the BSGSCM program has nearly doubled its hiring companies from 2021 to 2025, increasing their professional network. With only 13% not seeking employment and a 93% placement rate, most graduates are securing jobs.

Bachelor's of Science in Human Resources Management

98%

placement rate

21%

non-seeking

\$66K

average salary

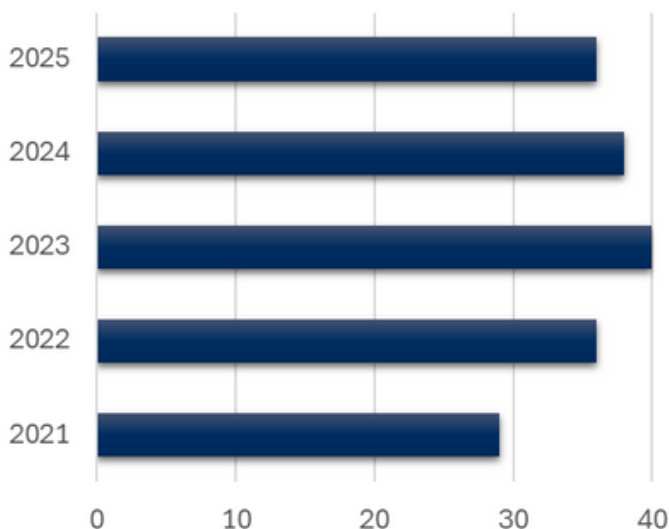


Top Employers

Organization Name	Total Offers	% of Total Offers From Organization	Average Salary
Qualtrics LLC	3	7.14%	\$54,250.00
Procter & Gamble Co.	3	7.14%	\$85,000.00
The Church of Jesus Chris..	2	4.76%	*
Brigham Young University	2	4.76%	

* Not allowed to show salary data for a group of 2 or less students

Distinct Companies Hiring 5 year Comparison



Despite a decline in the number of hiring companies over the past two years, the 98% placement rate remains outstanding. Procter & Gamble stands out with an average starting salary of \$85K, making it one of the top employers to connect with.

Bachelor's of Science in Information Systems

90% placement rate

19% non-seeking

\$75K average salary

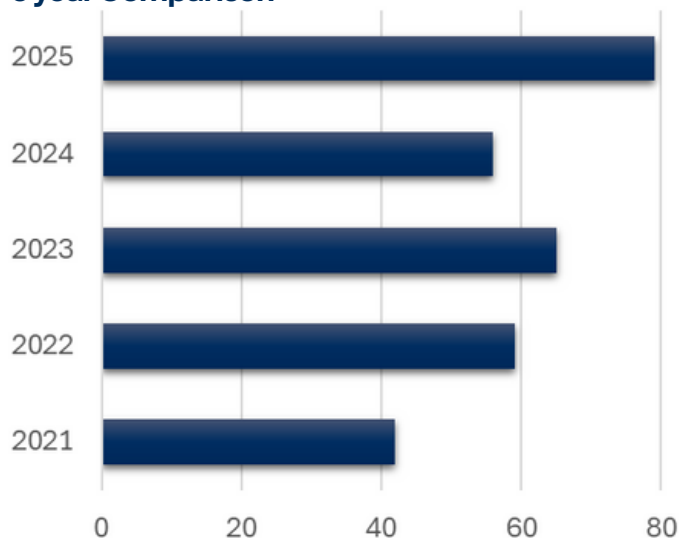


Top Employers

Organization Name	Total Offers	% of Total Offers From Organization	Average Salary
Qualtrics LLC	3	3.19%	\$56,000.00
EY, LLP	3	3.19%	\$82,000.00
Eide Bailly LLP	3	3.19%	\$83,333.33
The Church of Jesus Chris..	2	2.13%	*
LightspeedDMS	2	2.13%	
Epic Systems Corporation	2	2.13%	
Deloitte & Touche LLP	2	2.13%	

* Not allowed to show salary data for a group of 2 or less students

Distinct Companies Hiring 5 year Comparison



In 2025 the distinct number of companies who are hiring was excellent, with an all time high of 79. Qualtics, EY, and Eide Bailly are the three companies who gave the most offers, with Eide Bailly offering the highest starting salary.

Bachelor's of Science in Business Management

89% placement rate

55% non-seeking

\$66K average salary

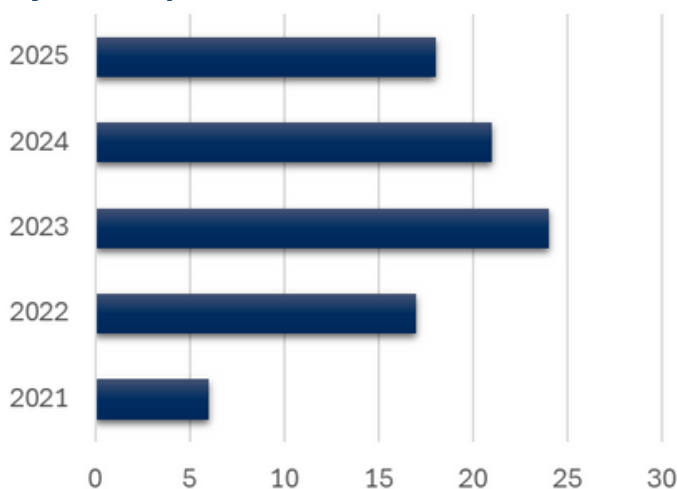


Top Employers

Organization Name	Total Offers	% of Total Offers From Organization
Varex Imaging Corporation	1	5.88%
United States	1	5.88%
Teton Aviation	1	5.88%
Stratus	1	5.88%
ReferPro	1	5.88%
Podium.Marketing	1	5.88%
New York Life Insurance C..	1	5.88%

* Not allowed to show salary data for a group of 2 or less students

Distinct Companies Hiring 5 year Comparison



With 55% of students not seeking employment—the highest in the school—the BSMgt program attracts those pursuing further education. Its hiring network has declined in recent years, likely reflecting this academic focus.

Bachelor's of Science in Marketing

93% placement rate

17% non-seeking

\$64K average salary

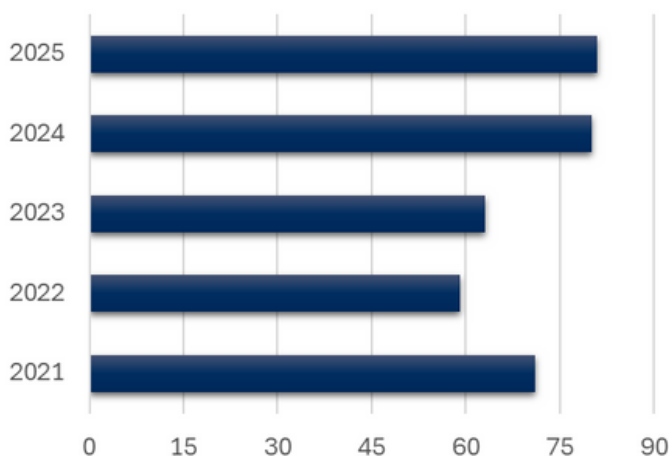


Top Employers

Organization Name	Total Offers	% of Total Offers From Organization	Average Salary
Trove Brands	3	2.94%	\$65,500.00
Qualtrics LLC	3	2.94%	\$60,000.00
Precoa	3	2.94%	\$71,500.00
PepsiCo Inc.	3	2.94%	\$72,266.67
BambooHR	3	2.94%	\$66,100.00
Amazon Web Services	3	2.94%	\$85,869.33
The Church of Jesus Chris..	3	1.96%	*
Sebo Marketing, Inc	2	1.96%	

* Not allowed to show salary data for a group of 2 or less students

Distinct Companies Hiring 5 year Comparison



The BSMktg program has a strong 93% placement rate. Amazon Web Services led with three offers and the highest average salary at \$85K—well above the program average—highlighting the value of strengthening ties with them.

Bachelor's of Science in Strategy

96%

placement rate

21%

non-seeking

\$81K

average salary

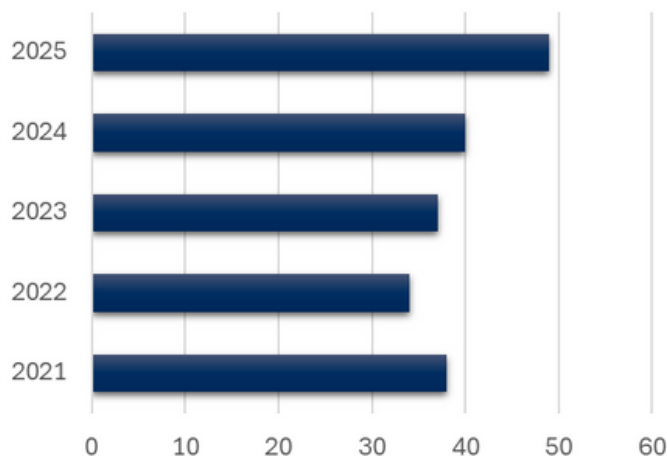


Top Employers

Organization Name	Total Offers	% of Total Offers From Organization
Sunrise Technologies	2	3.85%
Pattern	2	3.85%
Credera	2	3.85%
Clzod	2	3.85%

* Not allowed to show salary data for a group of 2 or less students

Distinct Companies Hiring 5 year Comparison



With an average starting salary of \$81K, the BSStrat program equips students with the skills to secure high-paying jobs right after graduation. The number of hiring companies also rose by nearly 25% this year, expanding the program's network.

Master's of Accounting

100%

placement rate

3%

non-seeking

\$81K

average salary

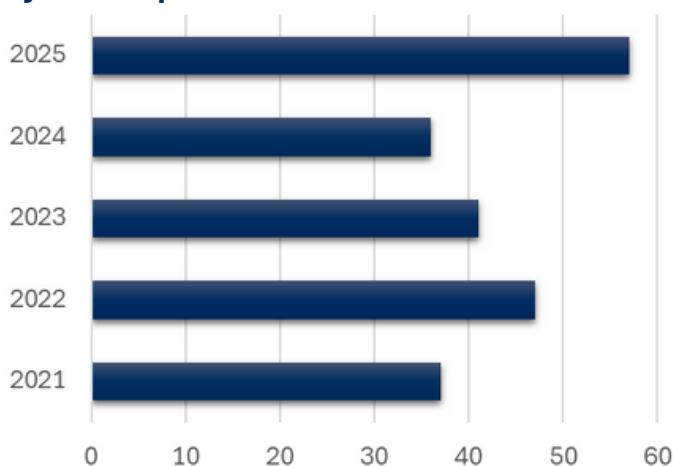


Top Employers

Organization Name	Total Offers	% of Total Offers From Organization	Average Salary
Deloitte & Touche LLP	35	18.42%	\$77,942.86
KPMG LLP	27	14.21%	\$78,018.52
PwC	24	12.63%	\$78,562.50
EY, LLP	20	10.53%	\$77,850.00
Tanner LLC	12	6.32%	\$71,845.50
Eide Bailly LLP	5	2.63%	\$72,350.00
HCVT, LLP	4	2.11%	\$81,250.00
Connor Group	4	2.11%	\$82,250.00

Distinct Companies Hiring

5 year Comparison



With a 100% placement rate, the MAcc program boasts a strong network of employers eager to hire BYU graduates. Deloitte & Touche LLP led the way with 35 offers, and the number of distinct hiring companies grew this past year.

Master's of Business Administration

85%

placement rate

15%

non-seeking

\$120K

average salary



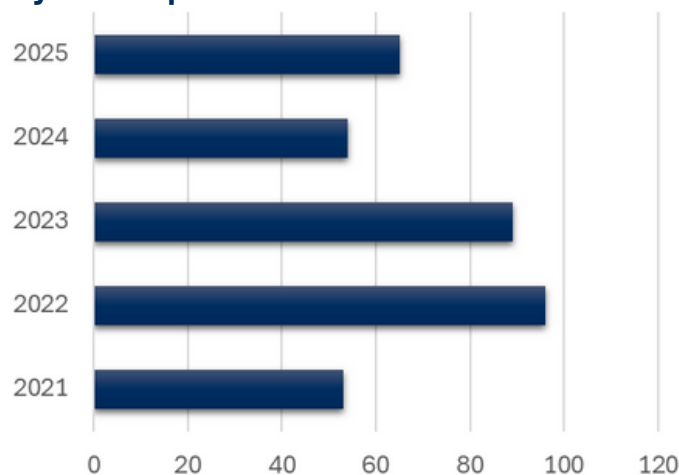
Top Employers

Organization Name	Total Offers	% of Total Offers From Organization
Walmart Inc.	2	2.63%
The Church of Jesus Chris..	2	2.63%
Swire Coca-Cola	2	2.63%
PwC	2	2.63%
Procter & Gamble Co.	2	2.63%
Piper Sandler	2	2.63%
Midway Mechanical	2	2.63%

* Not allowed to show salary data for a group of 2 or less students

Distinct Companies Hiring

5 year Comparison



Boasting the highest average salary in the school, the MBA program produces highly sought after students who average 120k salary. Although placement rate is only 85%, those who do place get highly paying jobs.

Master's of Information Systems Management

90%

placement rate

13%

non-seeking

\$90K

average salary

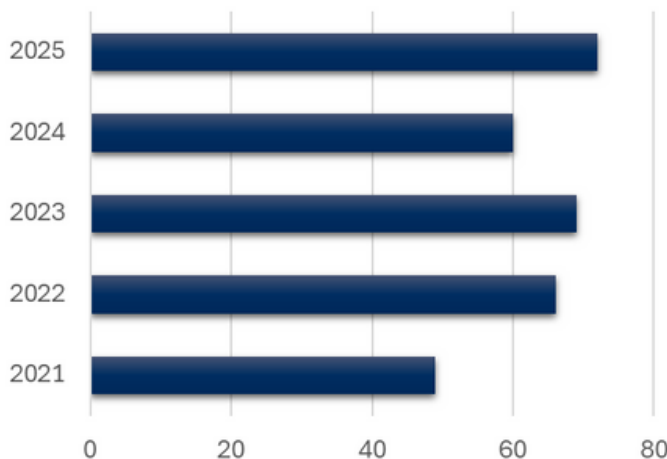


Top Employers

Organization Name	Total Offers	% of Total Offers From Organization	Average Salary
Zions Bancorporation	5	5.56%	\$88,500.00
Goldman Sachs Group, Inc.	3	3.33%	\$82,666.67
BambooHR	3	3.33%	\$99,000.00
Sunrise Technologies	2	2.22%	*
Snowflake	2	2.22%	
Pariveda Solutions	2	2.22%	
Nexio	2	2.22%	
Fast Enterprises, LLC	2	2.22%	

* Not allowed to show salary data for a group of 2 or less students

Distinct Companies Hiring 5 year Comparison



The MISM program expanded its network this year, with more companies hiring and greater job opportunities for current and future students. Zions Bancorporation led the way with five offers.

Master's of Public Administration

83% placement rate

26% non-seeking

\$65K average salary

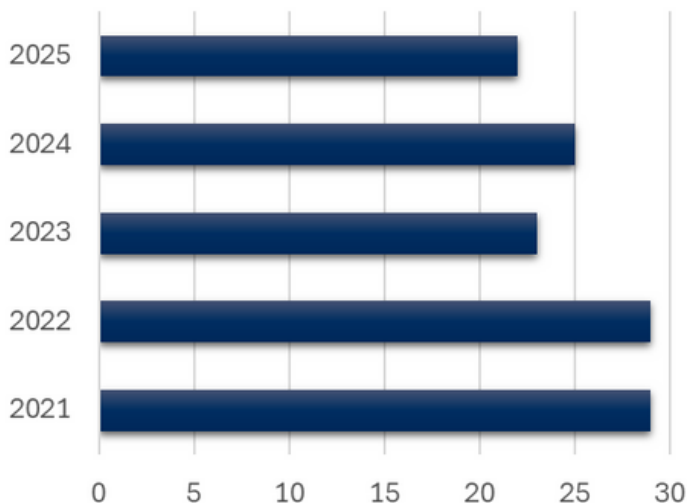


Top Employers

Organization Name	Total Offers	% of Total Offers From Organization	Average Salary
Brigham Young University	3	11.54%	\$48,302.00
The Church of Jesus Chris..	2	7.69%	*
State of Utah	2	7.69%	

* Not allowed to show salary data for a group of 2 or less students

Distinct Companies Hiring 5 year Comparison



With an 83% placement rate and a five-year low in distinct companies hiring, the MPA program has opportunities to strengthen its employer network. BYU was the top hiring organization, suggesting room to expand partnerships beyond Utah.